


4423 m.

GRAN PREMIO RED BULL DE ESPAÑA

Free Practice Nr. 3

Classification

10

| |  | Rider | Nation | Team | Motorcycle | Time | Lap Total | Gap | Top Speed |
|----|---|--------------------------|--------|------------------------------|------------|-----------------|-----------|-------------|--------------|
| 1 | 30 | Takaaki NAKAGAMI | JPN | LCR Honda IDEMITSU | HONDA | 1'36.985 | 17 19 | | 290.3 |
| 2 | 20 | Fabio QUARTARARO | FRA | Monster Energy Yamaha MotoGP | YAMAHA | 1'37.010 | 12 18 | 0.025 0.025 | 289.5 |
| 3 | 6 | Stefan BRADL | GER | Honda HRC | HONDA | 1'37.026 | 16 18 | 0.041 0.016 | 297.5 |
| 4 | 36 | Joan MIR | SPA | Team SUZUKI ECSTAR | SUZUKI | 1'37.036 | 17 20 | 0.051 0.010 | 288.0 |
| 5 | 41 | Aleix ESPARGARO | SPA | Aprilia Racing Team Gresini | APRILIA | 1'37.049 | 14 16 | 0.064 0.013 | 290.3 |
| 6 | 12 | Maverick VIÑALES | SPA | Monster Energy Yamaha MotoGP | YAMAHA | 1'37.083 | 18 22 | 0.098 0.034 | 289.5 |
| 7 | 21 | Franco MORBIDELLI | ITA | Petronas Yamaha SRT | YAMAHA | 1'37.083 | 15 20 | 0.098 | 288.0 |
| 8 | 63 | Francesco BAGNAIA | ITA | Ducati Lenovo Team | DUCATI | 1'37.136 | 20 20 | 0.151 0.053 | 294.2 |
| 9 | 5 | Johann ZARCO | FRA | Pramac Racing | DUCATI | 1'37.157 | 18 20 | 0.172 0.021 | 296.7 |
| 10 | 42 | Alex RINS | SPA | Team SUZUKI ECSTAR | SUZUKI | 1'37.178 | 19 21 | 0.193 0.021 | 292.6 |
| 11 | 43 | Jack MILLER | AUS | Ducati Lenovo Team | DUCATI | 1'37.188 | 20 21 | 0.203 0.010 | 297.5 |
| 12 | 93 | Marc MARQUEZ | SPA | Repsol Honda Team | HONDA | 1'37.354 | 14 17 | 0.369 0.166 | 291.1 |
| 13 | 33 | Brad BINDER | RSA | Red Bull KTM Factory Racing | KTM | 1'37.360 | 15 15 | 0.375 0.006 | 291.8 |
| 14 | 73 | Alex MARQUEZ | SPA | LCR Honda CASTROL | HONDA | 1'37.642 | 19 20 | 0.657 0.282 | 291.8 |
| 15 | 46 | Valentino ROSSI | ITA | Petronas Yamaha SRT | YAMAHA | 1'37.704 | 20 21 | 0.719 0.062 | 286.4 |
| 16 | 88 | Miguel OLIVEIRA | POR | Red Bull KTM Factory Racing | KTM | 1'37.710 | 20 20 | 0.725 0.006 | 294.2 |
| 17 | 44 | Poí ESPARGARO | SPA | Repsol Honda Team | HONDA | 1'37.753 | 13 18 | 0.768 0.043 | 294.2 |
| 18 | 10 | Luca MARINI | ITA | SKY VR46 Avintia | DUCATI | 1'37.771 | 18 20 | 0.786 0.018 | 290.3 |
| 19 | 32 | Lorenzo SAVADORI | ITA | Aprilia Racing Team Gresini | APRILIA | 1'37.814 | 14 19 | 0.829 0.043 | 286.4 |
| 20 | 23 | Enea BASTIANINI | ITA | Avintia Esponsorama | DUCATI | 1'37.913 | 18 20 | 0.928 0.099 | 291.8 |
| 21 | 9 | Danilo PETRUCCI | ITA | Tech 3 KTM Factory Racing | KTM | 1'37.934 | 13 15 | 0.949 0.021 | 285.7 |
| 22 | 53 | Tito RABAT | SPA | Pramac Racing | DUCATI | 1'38.413 | 19 19 | 1.428 0.479 | 292.6 |
| 23 | 27 | Iker LECUONA | SPA | Tech 3 KTM Factory Racing | KTM | 1'38.501 | 17 17 | 1.516 0.088 | 291.1 |

Practice condition: **Dry**Air: **15°**Humidity: **58%**Ground: **23°**

| | | | | |
|-----------------------------|---------|-------------------------|-----------------|------------|
| Fastest Lap: | Lap: 17 | Takaaki NAKAGAMI | 1'36.985 | 164.1 Km/h |
| Best Race Lap: | 2019 | Marc MARQUEZ | 1'38.051 | 162.3 Km/h |
| All Time Lap Record: | 2020 | Maverick VIÑALES | 1'36.584 | 164.8 Km/h |

The results are provisional until the end of the limit for protest and appeals.

Time limit for protest expires 30' after publication of the results - Time:

These data/results cannot be reproduced, stored and/or transmitted in whole or in part by any manner of electronic, mechanical, photocopying, recording, broadcasting or otherwise now known or herein after developed without the previous express consent by the copyright owner, except for reproduction in daily press and regular printed publications on sale to the public within 60 days of the event related to those data/results and always provided that copyright symbol appears together as follows below.

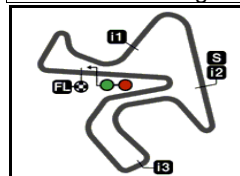
© DORNA, 2021

Official MotoGP Timing by TISSOT

www.motogp.com

Jerez de la Frontera, Saturday, May 01, 2021






4423 m.

GRAN PREMIO RED BULL DE ESPAÑA

Free Practice Nr. 3

Combined Free Practice Times

11

|  | Rider | Nation | Team | MOTORCYCLE | FP1 | FP2 | FP3 | Gap |
|---|-----------------|--------|------------------------------|------------|-------------|-------------|--------------------|-------------|
| 1 | 30 T.NAKAGAMI | JPN | LCR Honda IDEMITSU | HONDA | 1'38.484 19 | 1'37.775 17 | 1'36.985 17 | |
| 2 | 20 F.QUARTARARO | FRA | Monster Energy Yamaha MotoGP | YAMAHA | 1'38.344 5 | 1'37.387 18 | 1'37.010 12 | 0.025 0.025 |
| 3 | 6 S.BRADL | GER | Honda HRC | HONDA | 1'38.764 19 | 1'37.939 13 | 1'37.026 16 | 0.041 0.016 |
| 4 | 36 J.MIR | SPA | Team SUZUKI ECSTAR | SUZUKI | 1'38.484 14 | 1'38.040 18 | 1'37.036 17 | 0.051 0.010 |
| 5 | 41 A.ESPARGARO | SPA | Aprilia Racing Team Gresini | APRILIA | 1'38.204 13 | 1'37.646 16 | 1'37.049 14 | 0.064 0.013 |
| 6 | 12 M.VIÑALES | SPA | Monster Energy Yamaha MotoGP | YAMAHA | 1'38.434 15 | 1'37.726 20 | 1'37.083 18 | 0.098 0.034 |
| 7 | 21 F.MORBIDELLI | ITA | Petronas Yamaha SRT | YAMAHA | 1'38.492 18 | 1'37.704 8 | 1'37.083 15 | 0.098 |
| 8 | 63 F.BAGNAIA | ITA | Ducati Lenovo Team | DUCATI | 1'38.301 22 | 1'37.209 17 | 1'37.136 20 | 0.151 0.053 |
| 9 | 5 J.ZARCO | FRA | Pramac Racing | DUCATI | 1'38.397 14 | 1'37.888 16 | 1'37.157 18 | 0.172 0.021 |
| 10 | 42 A.RINS | SPA | Team SUZUKI ECSTAR | SUZUKI | 1'38.706 11 | 1'37.847 18 | 1'37.178 19 | 0.193 0.021 |
| 11 | 43 J.MILLER | AUS | Ducati Lenovo Team | DUCATI | 1'38.871 19 | 1'37.965 16 | 1'37.188 20 | 0.203 0.010 |
| 12 | 93 M.MARQUEZ | SPA | Repsol Honda Team | HONDA | 1'38.291 19 | 1'38.295 10 | 1'37.354 14 | 0.369 0.166 |
| 13 | 33 B.BINDER | RSA | Red Bull KTM Factory Racing | KTM | 1'38.013 19 | 1'37.896 19 | 1'37.360 15 | 0.375 0.006 |
| 14 | 73 A.MARQUEZ | SPA | LCR Honda CASTROL | HONDA | 1'38.819 19 | 1'38.618 17 | 1'37.642 19 | 0.657 0.282 |
| 15 | 46 V.ROSSI | ITA | Petronas Yamaha SRT | YAMAHA | 1'39.299 11 | 1'38.698 4 | 1'37.704 20 | 0.719 0.062 |
| 16 | 88 M.OLIVEIRA | POR | Red Bull KTM Factory Racing | KTM | 1'38.398 17 | 1'37.816 17 | 1'37.710 20 | 0.725 0.006 |
| 17 | 44 P.ESPARGARO | SPA | Repsol Honda Team | HONDA | 1'38.433 18 | 1'38.115 20 | 1'37.753 13 | 0.768 0.043 |
| 18 | 10 L.MARINI | ITA | SKY VR46 Avintia | DUCATI | 1'39.531 17 | 1'38.274 17 | 1'37.771 18 | 0.786 0.018 |
| 19 | 32 L.SAVADORI | ITA | Aprilia Racing Team Gresini | APRILIA | 1'38.630 17 | 1'38.594 14 | 1'37.814 14 | 0.829 0.043 |
| 20 | 23 E.BASTIANINI | ITA | Avintia Esponsorama | DUCATI | 1'39.110 20 | 1'38.516 18 | 1'37.913 18 | 0.928 0.099 |
| 21 | 9 D.PETRUCCI | ITA | Tech 3 KTM Factory Racing | KTM | 1'39.054 19 | 1'38.462 18 | 1'37.934 13 | 0.949 0.021 |
| 22 | 53 T.RABAT | SPA | Pramac Racing | DUCATI | 1'39.502 18 | 1'39.023 12 | 1'38.413 19 | 1.428 0.479 |
| 23 | 27 I.LECUONA | SPA | Tech 3 KTM Factory Racing | KTM | 1'39.825 19 | 1'38.713 17 | 1'38.501 17 | 1.516 0.088 |

| | | | | |
|------------------------------|------|-------------------------|-----------------|------------|
| Pole Position Record: | 2020 | Fabio QUARTARARO | 1'36.705 | 164.6 Km/h |
| Best Race Lap: | 2019 | Marc MARQUEZ | 1'38.051 | 162.3 Km/h |
| All Time Lap Record: | 2020 | Maverick VIÑALES | 1'36.584 | 164.8 Km/h |

The results are provisional until the end of the limit for protest and appeals.

Time limit for protest expires 60' after publication of the results - Time:

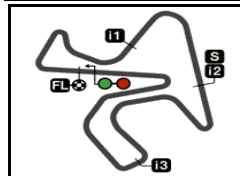
These data/results cannot be reproduced, stored and/or transmitted in whole or in part by any manner of electronic, mechanical, photocopying, recording, broadcasting or otherwise now known or herein after developed without the previous express consent by the copyright owner, except for reproduction in daily press and regular printed publications on sale to the public within 60 days of the event related to those data/results and always provided that copyright symbol appears together as follows below.

© DORNA, 2021

Official MotoGP Timing by TISSOT
www.motogp.com

Jerez de la Frontera, Saturday, May 01, 2021





4423 m.

GRAN PREMIO RED BULL DE ESPAÑA

Free Practice Nr. 3

Top Speed & Average

12



| Rider | Nation | Motorcycle | Top 5 speeds | | | | | Average | Top |
|----------------------|--------|------------|--------------|-------|-------|-------|-------|---------|-------|
| 6 Stefan BRADL | GER | HONDA | 297.5 | 296.7 | 295.0 | 293.4 | 293.4 | 295.2 | 297.5 |
| 43 Jack MILLER | AUS | DUCATI | 297.5 | 295.8 | 295.8 | 295.0 | 295.0 | 295.7 | 297.5 |
| 5 Johann ZARCO | FRA | DUCATI | 296.7 | 296.7 | 296.7 | 296.7 | 295.8 | 296.3 | 296.7 |
| 44 Pol ESPARGARO | SPA | HONDA | 294.2 | 292.6 | 292.6 | 291.8 | 291.1 | 292.2 | 294.2 |
| 63 Francesco BAGNAIA | ITA | DUCATI | 294.2 | 293.4 | 293.4 | 292.6 | 292.6 | 293.0 | 294.2 |
| 88 Miguel OLIVEIRA | POR | KTM | 294.2 | 293.4 | 291.8 | 290.3 | 290.3 | 292.0 | 294.2 |
| 42 Alex RINS | SPA | SUZUKI | 292.6 | 292.6 | 291.1 | 288.7 | 288.7 | 290.7 | 292.6 |
| 53 Tito RABAT | SPA | DUCATI | 292.6 | 290.3 | 290.3 | 289.5 | 288.7 | 289.8 | 292.6 |
| 23 Enea BASTIANINI | ITA | DUCATI | 291.8 | 291.1 | 291.1 | 290.3 | 289.5 | 290.6 | 291.8 |
| 33 Brad BINDER | RSA | KTM | 291.8 | 291.1 | 289.5 | 289.5 | 289.5 | 290.3 | 291.8 |
| 73 Alex MARQUEZ | SPA | HONDA | 291.8 | 291.1 | 291.1 | 291.1 | 289.5 | 290.5 | 291.8 |
| 27 Iker LECUONA | SPA | KTM | 291.1 | 288.7 | 288.0 | 287.2 | 287.2 | 288.4 | 291.1 |
| 93 Marc MARQUEZ | SPA | HONDA | 291.1 | 288.0 | 287.2 | 286.4 | 286.4 | 287.8 | 291.1 |
| 10 Luca MARINI | ITA | DUCATI | 290.3 | 289.5 | 289.5 | 288.7 | 288.7 | 289.2 | 290.3 |
| 30 Takaaki NAKAGAMI | JPN | HONDA | 290.3 | 290.3 | 288.0 | 288.0 | 287.2 | 288.3 | 290.3 |
| 41 Aleix ESPARGARO | SPA | APRILIA | 290.3 | 288.7 | 288.7 | 288.0 | 288.0 | 288.6 | 290.3 |
| 12 Maverick VIÑALES | SPA | YAMAHA | 289.5 | 288.7 | 288.7 | 288.7 | 288.0 | 288.5 | 289.5 |
| 20 Fabio QUARTARARO | FRA | YAMAHA | 289.5 | 288.7 | 288.7 | 288.0 | 288.0 | 288.6 | 289.5 |
| 21 Franco MORBIDELLI | ITA | YAMAHA | 288.0 | 288.0 | 287.2 | 286.4 | 286.4 | 287.0 | 288.0 |
| 36 Joan MIR | SPA | SUZUKI | 288.0 | 288.0 | 287.2 | 286.4 | 285.7 | 286.4 | 288.0 |
| 32 Lorenzo SAVADORI | ITA | APRILIA | 286.4 | 286.4 | 285.7 | 285.7 | 285.7 | 286.0 | 286.4 |
| 46 Valentino ROSSI | ITA | YAMAHA | 286.4 | 286.4 | 286.4 | 285.7 | 284.9 | 286.0 | 286.4 |
| 9 Danilo PETRUCCI | ITA | KTM | 285.7 | 284.9 | 284.9 | 284.2 | 284.2 | 284.6 | 285.7 |

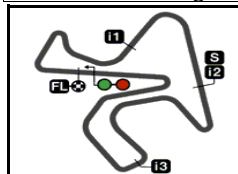
These data/results cannot be reproduced, stored and/or transmitted in whole or in part by any manner of electronic, mechanical, photocopying, recording, broadcasting or otherwise now known or herein after developed without the previous express consent by the copyright owner, except for reproduction in daily press and regular printed publications on sale to the public within 60 days of the event related to those data/results and always provided that copyright symbol appears together as follows below.

© DORNA, 2021

Official MotoGP Timing by TISSOT
www.motogp.com



Jerez de la Frontera, Saturday, May 01, 2021



4423 m.

GRAN PREMIO RED BULL DE ESPAÑA

Free Practice Nr. 3

Chronological Analysis of Performances

13

* Lap / Sector time cancelled **T1** Time from finish line to 1st intermediate **T3** Time from 2nd intermed. to 3rd intermed.
P Crossing the finish line in pit lane **T2** Time from 1st intermed. to 2nd intermed. **T4** Time from 3rd intermediate to finish line
****** Tyre data subject to further updates

| Lap | Lap Time | T1 | T2 | T3 | T4 | Speed | Lap | Lap Time | T1 | T2 | T3 | T4 | Speed | | |
|----------------|-----------------|------------------------------|-------------------|-------------------------|---------------------|---------------|----------------|-----------------|------------------------------|-----------------|-------------------------------|-----------------|---------------|--------------|-------|
| 1st | 30 | Takaaki NAKAGAMI | | HONDA | | JPN | 10 | 1'37.319 | P | 24.453 | 14.464 | 30.760 | 27.642 | 284.9 | |
| | | LCR Honda IDEMITSU | | | | | Run # 2 | | Front Tyre Slick-Soft | | Rear Tyre Slick-Soft | | | | |
| | | Runs=4 | | Total laps=19 | | Full laps=11 | | | New Tyre | | New Tyre | | | | |
| Run # | 1 | Front Tyre | Slick-Soft | Rear Tyre | Slick-Medium | | 11 | 1'47.320 | 31.763 | 15.049 | 29.988 | 30.520 | 284.2 | | |
| | | New Tyre | | New Tyre | | | 12 | 1'37.010 | 24.122 | 14.359 | 28.880 | 29.649 | 288.7 | | |
| 1 | 2'27.657 | 32.816 | 16.207 | 32.647 | 31.794 | 265.3 | 13 | 1'37.101 | 24.172 | 14.266 | 28.945 | 29.718 | 289.5 | | |
| 2 | 1'40.014 | 25.370 | 14.572 | 29.926 | 30.146 | 288.0 | 14 | 1'41.440 | P | 25.981 | 16.421 | 32.531 | 26.507 | 227.8 | |
| 3 | 1'38.139 | 24.575 | 14.389 | 29.257 | 29.918 | 287.2 | Run # 3 | | Front Tyre Slick-Soft | | Rear Tyre Slick-Soft | | | | |
| 4 | 1'37.751 | 24.390 | 14.299 | 29.278 | 29.784 | 290.3 | | | 4 Laps at start | | New Tyre | | | | |
| 5 | 1'46.224 | 27.096 | 16.400 | 31.836 | 30.892 | 254.7 | 15 | 1'45.774 | * | 30.828 | 14.964 | 29.654 | 30.328* | 286.4 | |
| 6 | 1'40.727 | 25.689 | 14.652 | 30.165 | 30.221 | 284.9 | 16 | 1'38.948 | | 24.117 | 14.208 | 29.925 | 30.698 | 288.7 | |
| 7 | 1'35.789 | P | 24.363 | 14.402 | 29.286 | 285.7 | 17 | 1'42.787 | * | 24.073 | 14.176 | 34.010* | 30.528 | 288.0 | |
| Run # 2 | | Front Tyre | Slick-Soft | Rear Tyre | Slick-Medium | | 18 | 1'37.045 | | 24.133 | 14.235 | 29.017 | 29.660 | 288.0 | |
| | | 7 Laps at start | | 7 Laps at start | | | 3rd | | 6 | | Stefan BRADL | | HONDA | GER | |
| 8 | 1'48.567 | 30.473 | 15.459 | 31.778 | 30.857 | 275.5 | | | Honda HRC | | Runs=4 | | Total laps=18 | Full laps=10 | |
| 9 | 1'39.290 | 25.094 | 14.550 | 29.685 | 29.961 | 286.4 | Run # 1 | | Front Tyre Slick-Soft | | Rear Tyre Slick-Medium | | | | |
| 10 | 1'38.158 | 24.502 | 14.380 | 29.357 | 29.919 | 288.0 | | | New Tyre | | New Tyre | | | | |
| 11 | 1'35.192 | P | 24.396 | 14.391 | 29.305 | 287.2 | 1 | 2'02.443 | 30.737 | 15.144 | 31.765 | 31.460 | 275.5 | | |
| Run # 3 | | Front Tyre | Slick-Soft | Rear Tyre | Slick-Soft | | 2 | 1'39.565 | 24.990 | 14.242 | 30.230 | 30.103 | 297.5 | | |
| | | New Tyre | | New Tyre | | | 3 | 1'38.393 | 24.779 | 14.244 | 29.386 | 29.984 | 295.0 | | |
| 12 | 1'48.895 | 31.378 | 15.182 | 31.656 | 30.679 | 280.5 | 4 | 1'43.128 | 24.585 | 14.196 | 31.962 | 32.385 | 296.7 | | |
| 13 | 1'38.146 | 24.489 | 14.411 | 29.408 | 29.838 | 286.4 | 5 | 1'34.632 | P | 24.725 | 14.294 | 29.551 | 26.062 | 293.4 | |
| 14 | 1'35.025 | P | 24.208 | 14.294 | 29.877 | 285.7 | Run # 2 | | Front Tyre Slick-Soft | | Rear Tyre Slick-Medium | | | | |
| Run # 4 | | Front Tyre | Slick-Soft | Rear Tyre | Slick-Soft | | | | 5 Laps at start | | 5 Laps at start | | | | |
| | | 3 Laps at start | | New Tyre | | | 6 | 1'49.073 | 31.375 | 15.342 | 31.166 | 31.190 | 279.0 | | |
| 15 | 1'48.470 | 29.503 | 15.917 | 32.775 | 30.275 | 240.0 | 7 | 1'39.006 | 24.895 | 14.449 | 29.552 | 30.110 | 286.4 | | |
| 16 | 1'37.538 | 24.329 | 14.331 | 29.163 | 29.715 | 287.2 | 8 | 1'38.176 | 24.496 | 14.303 | 29.428 | 29.949 | 289.5 | | |
| 17 | 1'36.985 | 24.112 | 14.251 | 29.095 | 29.527 | 290.3 | 9 | 1'38.502 | * | 24.522 | 14.449* | 29.545 | 29.986 | 286.4 | |
| 18 | 1'47.210 | * | 27.681 | 16.114 | 32.212* | 31.203 | 229.7 | 10 | 1'43.440 | P | 27.359 | 17.673 | 30.563 | 27.845 | 290.3 |
| 19 | 1'39.517 | 24.989 | 14.494 | 29.857 | 30.177 | 284.9 | Run # 3 | | Front Tyre Slick-Soft | | Rear Tyre Slick-Soft | | | | |
| 2nd | | 20 | | Fabio QUARTARARO | | YAMAHA | FRA | | | New Tyre | | New Tyre | | | |
| | | Monster Energy Yamaha MotoGP | | Runs=3 | | Total laps=18 | Full laps=12 | 11 | 1'45.643 | 30.586 | 14.799 | 30.038 | 30.220 | 285.7 | |
| Run # | 1 | Front Tyre | Slick-Soft | Rear Tyre | Slick-Medium | | 12 | 1'38.105 | 24.600 | 14.396 | 29.284 | 29.825 | 288.7 | | |
| | | 4 Laps at start | | 15 Laps at start | | | 13 | 1'37.656 | 24.407 | 14.307 | 29.203 | 29.739 | 288.7 | | |
| 1 | 3'03.598 | 31.870 | 15.610 | 31.328 | 31.305 | 280.5 | 14 | 1'39.836 | P | 27.203 | 14.995 | 30.637 | 27.001 | 274.8 | |
| 2 | 1'39.775 | 25.011 | 14.698 | 29.703 | 30.363 | 285.7 | Run # 4 | | Front Tyre Slick-Soft | | Rear Tyre Slick-Soft | | | | |
| 3 | 1'38.862 | 24.663 | 14.481 | 29.598 | 30.120 | 286.4 | | | 4 Laps at start | | New Tyre | | | | |
| 4 | 1'38.199 | 24.551 | 14.399 | 29.327 | 29.922 | 286.4 | 15 | 1'54.702 | 39.520 | 14.679 | 30.158 | 30.345 | 290.3 | | |
| 5 | 1'37.778 | 24.346 | 14.415 | 29.189 | 29.828 | 286.4 | 16 | 1'37.026 | 24.249 | 14.163 | 29.030 | 29.584 | 293.4 | | |
| 6 | 1'37.826 | 24.282 | 14.425 | 29.231 | 29.888 | 284.9 | 17 | 1'46.303 | 30.687 | 15.549 | 30.054 | 30.013 | 292.6 | | |
| 7 | 1'38.049 | 24.395 | 14.465 | 29.277 | 29.912 | 284.9 | 18 | 1'37.565 | 24.260 | 14.203 | 29.276 | 29.826 | 291.8 | | |
| 8 | 1'37.963 | 24.308 | 14.482 | 29.258 | 29.915 | 286.4 | | | 4 Laps at start | | New Tyre | | | | |
| 9 | 1'42.922 | 24.338 | 14.428 | 32.986 | 31.170 | 285.7 | | | 4 Laps at start | | New Tyre | | | | |

Fastest Lap: Takaaki NAKAGAMI LCR Honda IDEMITS JPN **1'36.985** 24.112 14.251 29.095 29.527

These data/results cannot be reproduced, stored and/or transmitted in whole or in part by any manner of electronic, mechanical, photocopying, recording, broadcasting or otherwise now known or herein after developed without the previous express consent by the copyright owner, except for reproduction in daily press and regular printed publications on sale to the public within 60 days of the event related to those data/results and always provided that copyright symbol appears together as follows below.
 © DORNA, 2021



Free Practice Nr. 3

MotoGP

| Lap | Lap Time | T1 | T2 | T3 | T4 | Speed | Lap | Lap Time | T1 | T2 | T3 | T4 | Speed | | |
|-----------------------------------|-----------|--------------------|-------------------|------------------|---------------------|--------|----------------------------------|------------------|------------------------------|-------------------|-------------------|---------------------|---------------------|-------|--|
| 4th | 36 | Joan MIR | | | | SUZUKI | SPA | 15 | 1'42.360 * | 24.175 | 14.259 | 32.715* | 31.211 | 288.0 | |
| | | Team SUZUKI ECSTAR | | | | | | 16 | 1'43.216 | 24.307 | 14.293 | 29.029 | 35.587 | 288.0 | |
| Runs=4 Total laps=20 Full laps=12 | | | | | | | 6th | 12 | Maverick VIÑALES | | | | YAMAHA | SPA | |
| | | | | | | | | | Monster Energy Yamaha MotoGP | | | | | | |
| Runs=4 Total laps=22 Full laps=12 | | | | | | | | | | | | | | | |
| Run # | 1 | Front Tyre | Slick-Soft | Rear Tyre | Slick-Medium | | Run # | 1 | Front Tyre | Slick-Soft | Rear Tyre | Slick-Medium | | | |
| 4 Laps at start | | | | | | | 5 Laps at start | | | | | | | | |
| | 1 | 1'50.925 | 32.431 | 15.023 | 30.617 | 284.2 | | 1 | 1'49.813 | 29.466 | 14.983 | 30.571 | 30.540 | 284.2 | |
| | 2 | 1'39.550 | 24.928 | 14.421 | 29.956 | 285.7 | | 2 | 1'38.712 | 24.888 | 14.387 | 29.540 | 29.897 | 288.0 | |
| | 3 | 1'38.123 | 24.533 | 14.356 | 29.247 | 285.7 | | 3 | 1'37.889 | 24.445 | 14.291 | 29.340 | 29.813 | 288.7 | |
| | 4 | 1'37.738 | 24.392 | 14.347 | 29.056 | 286.4 | | 4 | 1'37.610 | 24.330 | 14.283 | 29.267 | 29.730 | 287.2 | |
| | 5 | 1'38.458 P | 25.492 | 14.814 | 31.659 | 281.9 | | 5 | 1'37.677 | 24.410 | 14.308 | 29.267 | 29.692 | 286.4 | |
| Run # | 2 | Front Tyre | Slick-Soft | Rear Tyre | Slick-Medium | | Run # | 2 | Front Tyre | Slick-Soft | Rear Tyre | Slick-Medium | | | |
| 9 Laps at start | | | | | | | New Tyre | | | | | | | | |
| | 6 | 1'47.343 | 32.352 | 14.763 | 29.956 | 280.5 | | 6 | 1'40.831 * | 25.756* | 14.966 | 30.128 | 29.981 | 281.9 | |
| | 7 | 1'38.065 | 24.526 | 14.392 | 29.260 | 281.9 | | 7 | 1'37.975 | 24.556 | 14.312 | 29.329 | 29.778 | 287.2 | |
| | 8 | 1'37.678 | 24.253 | 14.269 | 29.066 | 285.7 | | 8 | 1'38.145 | 24.472 | 14.404 | 29.380 | 29.889 | 285.7 | |
| | 9 | 1'37.718 * | 24.274 | 14.392* | 29.144 | 284.9 | | 9 | 1'40.301 | 26.229 | 14.498 | 29.724 | 29.850 | 285.7 | |
| | 10 | 1'37.708 | 24.393 | 14.250 | 29.194 | 288.0 | | 10 | 1'38.009 | 24.451 | 14.362 | 29.390 | 29.806 | 286.4 | |
| | 11 | 1'35.552 P | 24.417 | 14.294 | 29.440 | 287.2 | | 11 | 1'40.319 * | 26.504* | 14.429 | 29.456 | 29.930 | 288.0 | |
| Run # | 3 | Front Tyre | Slick-Soft | Rear Tyre | Slick-Soft | | Run # | 3 | Front Tyre | Slick-Soft | Rear Tyre | Slick-Medium | | | |
| New Tyre | | | | | | | New Tyre | | | | | | | | |
| | 12 | 1'44.969 | 30.506 | 14.695 | 29.730 | 277.6 | | 12 | 1'34.310 P | 24.557 | 14.321 | 29.495 | 25.937 | 289.5 | |
| | 13 | 1'37.988 | 24.503 | 14.361 | 29.161 | 285.7 | | Run # | 2 | Front Tyre | Slick-Soft | Rear Tyre | Slick-Medium | | |
| | 14 | 1'34.800 P | 24.244 | 14.279 | 29.697 | 283.4 | | 12 Laps at start | | | | 12 Laps at start | | | |
| Run # | 4 | Front Tyre | Slick-Soft | Rear Tyre | Slick-Soft | | 13 | 1'42.878 | 28.274 | 14.756 | 29.747 | 30.101 | 284.2 | | |
| 3 Laps at start | | | | | | | New Tyre | | | | | | | | |
| | 15 | 1'43.819 | 29.988 | 14.454 | 29.388 | 285.7 | 14 | 1'38.232 | 24.551 | 14.479 | 29.385 | 29.817 | 284.9 | | |
| | 16 | 1'37.272 | 24.266 | 14.290 | 28.984 | 284.9 | 15 | 1'40.128 | 26.370 | 14.479 | 29.372 | 29.907 | 284.9 | | |
| | 17 | 1'37.036 | 24.206 | 14.241 | 28.902 | 284.9 | 16 | 1'37.739 P | 24.494 | 15.396 | 31.428 | 26.421 | 278.3 | | |
| | 18 | 1'37.476 | 24.170 | 14.308 | 29.031 | 283.4 | Run # | 3 | Front Tyre | Slick-Soft | Rear Tyre | Slick-Soft | | | |
| | 19 | 1'44.329 | 24.308 | 14.299 | 35.664 | 288.0 | New Tyre | | | | | | | | |
| | 20 | 1'58.461 | 24.403 | 14.301 | 47.743 | 285.7 | 17 | 1'42.223 | 28.288 | 14.478 | 29.712 | 29.745 | 287.2 | | |
| | | | | | | | 18 | 1'37.083 | 24.157 | 14.240 | 29.157 | 29.529 | 288.0 | | |
| | | | | | | | 19 | 1'32.664 P | 24.166 | 14.256 | 29.174 | 25.068 | 288.7 | | |
| Run # | 4 | Front Tyre | Slick-Soft | Rear Tyre | Slick-Soft | | Run # | 4 | Front Tyre | Slick-Soft | Rear Tyre | Slick-Soft | | | |
| 3 Laps at start | | | | | | | New Tyre | | | | | | | | |
| | 20 | 1'43.962 | 29.891 | 14.507 | 29.925 | 282.7 | 20 | 1'43.962 | 29.891 | 14.507 | 29.925 | 29.639 | 282.7 | | |
| | 21 | 1'39.742 * | 24.156 | 14.247 | 31.182* | 288.7 | 21 | 1'39.742 * | 24.156 | 14.247 | 31.182* | 30.157 | 288.7 | | |
| | 22 | 1'37.145 | 24.287 | 14.275 | 29.083 | 286.4 | 22 | 1'37.145 | 24.287 | 14.275 | 29.083 | 29.500 | 286.4 | | |
| | | | | | | | 7th | 21 | Franco MORBIDELLI | | | | YAMAHA | ITA | |
| Runs=5 Total laps=20 Full laps=9 | | | | | | | Petronas Yamaha SRT | | | | | | | | |
| Run # | 1 | Front Tyre | Slick-Soft | Rear Tyre | Slick-Soft | | Runs=5 Total laps=20 Full laps=9 | | | | | | | | |
| New Tyre | | | | | | | New Tyre | | | | | | | | |
| | 1 | 2'15.705 | 38.777 | 15.731 | 45.577 | 274.8 | Run # | 1 | Front Tyre | Slick-Soft | Rear Tyre | Slick-Soft | | | |
| | 2 | 1'41.578 | 26.239 | 14.860 | 30.106 | 281.9 | New Tyre | | | | | | | | |
| | 3 | 1'38.572 | 24.768 | 14.438 | 29.533 | 284.9 | | 1 | 2'15.705 | 38.777 | 15.731 | 45.577 | 35.633 | 274.8 | |
| | 4 | 1'37.964 | 24.642 | 14.332 | 29.256 | 287.2 | | 2 | 1'41.578 | 26.239 | 14.860 | 30.106 | 30.373 | 281.9 | |
| | 5 | 1'38.740 | 24.424 | 14.305 | 29.695 | 286.4 | | 3 | 1'38.572 | 24.768 | 14.438 | 29.533 | 29.833 | 284.9 | |
| | 6 | 1'38.260 * | 24.495 | 14.325 | 29.561 | 286.4 | | 4 | 1'37.964 | 24.642 | 14.332 | 29.256 | 29.734 | 287.2 | |
| | 7 | 1'38.391 | 24.571 | 14.327 | 29.504 | 285.7 | | 5 | 1'38.740 | 24.424 | 14.305 | 29.695 | 30.316 | 286.4 | |
| | 8 | 1'49.730 | 29.101 | 17.188 | 32.043 | 266.0 | | 6 | 1'38.260 * | 24.495 | 14.325 | 29.561 | 29.879* | 286.4 | |
| | 9 | 1'35.897 P | 24.628 | 14.449 | 29.385 | 284.2 | | 7 | 1'38.391 | 24.571 | 14.327 | 29.504 | 29.989 | 285.7 | |
| Run # | 2 | Front Tyre | Slick-Soft | Rear Tyre | Slick-Medium | | | 8 | 1'49.730 | 29.101 | 17.188 | 32.043 | 31.398 | 266.0 | |
| 9 Laps at start | | | | | | | New Tyre | | | | | | | | |
| | 10 | 1'53.789 | 34.323 | 15.441 | 31.244 | 276.9 | | 9 | 1'35.897 P | 24.628 | 14.449 | 29.385 | 27.435 | 284.2 | |
| | 11 | 1'38.053 | 24.810 | 14.327 | 29.182 | 286.4 | | Run # | 2 | Front Tyre | Slick-Soft | Rear Tyre | Slick-Medium | | |
| | 12 | 1'37.220 | 24.314 | 14.250 | 29.058 | 288.0 | 9 Laps at start | | | | | | | | |
| | | | | | | | 10 | 1'53.789 | 34.323 | 15.441 | 31.244 | 32.781 | 276.9 | | |
| | | | | | | | 11 | 1'38.053 | 24.810 | 14.327 | 29.182 | 29.734 | 286.4 | | |
| | | | | | | | 12 | 1'37.220 | 24.314 | 14.250 | 29.058 | 29.598 | 288.0 | | |

Fastest Lap: Takaaki NAKAGAMI LCR Honda IDEMITS JPN **1'36.985** 24.112 14.251 29.095 29.527

These data/results cannot be reproduced, stored and/or transmitted in whole or in part by any manner of electronic, mechanical, photocopying, recording, broadcasting or otherwise now known or herein after developed without the previous express consent by the copyright owner, except for reproduction in daily press and regular printed publications on sale to the public within 60 days of the event related to those data/results and always provided that copyright symbol appears together as follows below.
© DORNA, 2021



Free Practice Nr. 3

MotoGP

| Lap | Lap Time | T1 | T2 | T3 | T4 | Speed | Lap | Lap Time | T1 | T2 | T3 | T4 | Speed | | |
|----------------|-------------------|-------------------|------------------|-------------------|------------------------|------------------------|-------|----------------|-------------------------|-------------------|------------------|------------------------|--------|--------|-------|
| 13 | 1'39.939 | P | 26.391 | 15.440 | 30.936 | 27.172 | 264.7 | 5 | 1'37.767 | 24.365 | 14.201 | 29.366 | 29.835 | 296.7 | |
| Run # 3 | Front Tyre | Slick-Soft | Rear Tyre | Slick-Soft | New Tyre | New Tyre | | Run # 2 | Front Tyre | Slick-Soft | Rear Tyre | Slick-Medium | | | |
| 14 | 1'46.410 | | 30.718 | 14.939 | 30.810 | 29.943 | 282.7 | | 10 Laps at start | | | 6 Laps at start | | | |
| 15 | 1'37.083 | | 24.318 | 14.282 | 28.906 | 29.577 | 285.7 | 7 | 1'48.252 | 30.180 | 15.491 | 31.924 | 30.657 | 289.5 | |
| 16 | 1'43.335 | P | 30.740 | 15.088 | 30.754 | 26.753 | 274.1 | 8 | 1'39.302 | 24.704 | 14.445 | 29.864 | 30.289 | 293.4 | |
| Run # 4 | Front Tyre | Slick-Soft | Rear Tyre | Slick-Soft | 3 Laps at start | New Tyre | | 9 | 1'39.129 | * | 24.711 | 14.628* | 29.652 | 30.138 | 293.4 |
| 17 | 2'00.007 | | 43.976 | 15.577 | 30.572 | 29.882 | 276.9 | 10 | 1'38.665 | 24.589 | 14.420 | 29.537 | 30.119 | 295.0 | |
| 18 | 1'36.684 | * | 24.193 | 14.169 | 28.844 | 29.478* | 288.0 | 11 | 1'38.743 | 24.604 | 14.414 | 29.490 | 30.235 | 294.2 | |
| 19 | 1'39.872 | P | 24.144 | 14.173 | 29.457 | 32.098 | 286.4 | 12 | 1'41.734 | P | 26.259 | 14.500 | 31.732 | 29.243 | 293.4 |
| Run # 5 | Front Tyre | Slick-Soft | Rear Tyre | Slick-Soft | 6 Laps at start | 3 Laps at start | | Run # 3 | Front Tyre | Slick-Soft | Rear Tyre | Slick-Soft | | | |
| 20 | 1'52.065 | | 31.237 | 17.168 | 30.676 | 32.984 | 264.7 | | New Tyre | | | New Tyre | | | |

8th **63** **Francesco BAGNAIA** DUCATI ITA
Ducati Lenovo Team

Runs=4 Total laps=20 Full laps=12

| Run # | Front Tyre | Slick-Soft | Rear Tyre | Slick-Soft | 4 Laps at start | Speed | |
|----------------|-------------------|-------------------|------------------|---------------------|-------------------------|------------------------|--------------|
| 1 | 2'13.022 | 34.142 | 16.464 | 32.527 | 31.443 | 281.2 | |
| 2 | 1'41.239 | 25.455 | 14.895 | 30.294 | 30.595 | 289.5 | |
| 3 | 1'39.728 | 24.963 | 14.630 | 29.787 | 30.348 | 291.1 | |
| 4 | 1'39.274 | 24.800 | 14.496 | 29.676 | 30.302 | 292.6 | |
| 5 | 1'34.889 | P | 24.672 | 14.522 | 29.640 | 26.055 | 292.6 |
| Run # 2 | Front Tyre | Slick-Soft | Rear Tyre | Slick-Medium | 5 Laps at start | New Tyre | |
| 6 | 1'48.168 | 31.078 | 15.274 | 31.133 | 30.683 | 289.5 | |
| 7 | 1'39.235 | 24.724 | 14.477 | 29.817 | 30.217 | 292.6 | |
| 8 | 1'38.104 | 24.467 | 14.354 | 29.372 | 29.911 | 293.4 | |
| 9 | 1'38.152 | 24.359 | 14.331 | 29.556 | 29.906 | 292.6 | |
| 10 | 1'37.900 | 24.370 | 14.328 | 29.371 | 29.831 | 293.4 | |
| 11 | 1'37.924 | 24.350 | 14.363 | 29.409 | 29.802 | 292.6 | |
| 12 | 1'38.721 | P | 27.136 | 15.208 | 30.461 | 25.916 | 288.0 |
| Run # 3 | Front Tyre | Slick-Soft | Rear Tyre | Slick-Medium | 12 Laps at start | 7 Laps at start | |
| 13 | 1'44.765 | 29.295 | 15.015 | 30.132 | 30.323 | 289.5 | |
| 14 | 1'38.470 | 24.496 | 14.490 | 29.398 | 30.086 | 291.8 | |
| 15 | 1'37.852 | 24.379 | 14.407 | 29.221 | 29.845 | 292.6 | |
| 16 | 1'38.336 | P | 27.038 | 14.698 | 30.639 | 25.961 | 277.6 |
| Run # 4 | Front Tyre | Slick-Soft | Rear Tyre | Slick-Soft | New Tyre | New Tyre | |
| 17 | 1'52.127 | 35.063 | 15.599 | 31.045 | 30.420 | 284.2 | |
| 18 | 1'37.557 | 24.360 | 14.344 | 29.072 | 29.781 | 291.1 | |
| 19 | 1'39.991 | * | 24.033 | 14.271 | 31.550* | 30.137 | 294.2 |
| 20 | 1'37.136 | 24.154 | 14.319 | 29.051 | 29.612 | 291.1 | |

9th **5** **Johann ZARCO** DUCATI FRA
Pramac Racing

Runs=4 Total laps=20 Full laps=11

| Run # | Front Tyre | Slick-Soft | Rear Tyre | Slick-Medium | 4 Laps at start | New Tyre | Speed |
|-------|-----------------|------------|-----------|--------------|-----------------|--------------|-------|
| 1 | 2'18.582 | 31.819 | 15.883 | 32.567 | 31.678 | 282.7 | |
| 2 | 1'40.668 | 25.616 | 14.602 | 30.114 | 30.336 | 294.2 | |
| 3 | 1'38.160 | 24.521 | 14.333 | 29.397 | 29.909 | 296.7 | |
| 4 | 1'37.743 | 24.483 | 14.214 | 29.283 | 29.763 | 296.7 | |

10th **42** **Alex RINS** SUZUKI SPA
Team SUZUKI ECSTAR

Runs=4 Total laps=21 Full laps=13

| Run # | Front Tyre | Slick-Soft | Rear Tyre | Slick-Medium | 4 Laps at start | 8 Laps at start | Speed |
|----------------|-------------------|-------------------|------------------|---------------------|-------------------------|-------------------------|-------|
| 1 | 2'02.243 | 31.778 | 15.294 | 32.182 | 31.423 | 281.9 | |
| 2 | 1'39.697 | 25.012 | 14.372 | 30.109 | 30.204 | 292.6 | |
| 3 | 1'38.140 | 24.550 | 14.376 | 29.293 | 29.921 | 291.1 | |
| 4 | 1'38.631 | 24.579 | 14.293 | 29.616 | 30.143 | 292.6 | |
| 5 | 1'37.959 | 24.428 | 14.378 | 29.249 | 29.904 | 288.0 | |
| 6 | 1'38.942 | P | 26.592 | 15.136 | 30.057 | 27.157 | 272.7 |
| Run # 2 | Front Tyre | Slick-Soft | Rear Tyre | Slick-Medium | 10 Laps at start | 14 Laps at start | |
| 7 | 1'46.805 | 31.402 | 14.895 | 30.058 | 30.450 | 283.4 | |
| 8 | 1'38.530 | 24.613 | 14.449 | 29.303 | 30.165 | 287.2 | |
| 9 | 1'38.202 | * | 24.501 | 14.440* | 29.356 | 29.905 | 286.4 |
| 10 | 1'40.900 | 26.765 | 14.464 | 29.453 | 30.218 | 288.0 | |
| 11 | 1'38.137 | 24.431 | 14.454 | 29.293 | 29.959 | 287.2 | |
| 12 | 1'35.870 | P | 25.961 | 14.403 | 29.685 | 25.821 | 288.0 |
| Run # 3 | Front Tyre | Slick-Soft | Rear Tyre | Slick-Soft | New Tyre | New Tyre | |
| 13 | 1'43.479 | 28.655 | 14.721 | 29.816 | 30.287 | 285.7 | |
| 14 | 1'37.655 | 24.301 | 14.340 | 29.225 | 29.789 | 285.7 | |
| 15 | 1'38.455 | 24.260 | 14.293 | 29.205 | 30.697 | 288.7 | |
| 16 | 1'37.359 | 24.312 | 14.287 | 29.067 | 29.693 | 288.7 | |
| 17 | 1'38.284 | P | 26.191 | 15.113 | 30.952 | 26.028 | 270.6 |
| Run # 4 | Front Tyre | Slick-Soft | Rear Tyre | Slick-Soft | 5 Laps at start | New Tyre | |
| 18 | 1'43.609 | 28.173 | 14.581 | 30.464 | 30.391 | 284.9 | |
| 19 | 1'37.178 | 24.153 | 14.275 | 29.038 | 29.712 | 288.0 | |
| 20 | 1'42.680 | 28.125 | 14.744 | 29.517 | 30.294 | 281.2 | |
| 21 | 1'37.418 | 24.277 | 14.282 | 28.996 | 29.863 | 288.0 | |

Fastest Lap: Takaaki NAKAGAMI LCR Honda IDEMITS JPN **1'36.985** 24.112 14.251 29.095 29.527

These data/results cannot be reproduced, stored and/or transmitted in whole or in part by any manner of electronic, mechanical, photocopying, recording, broadcasting or otherwise now known or herein after developed without the previous express consent by the copyright owner, except for reproduction in daily press and regular printed publications on sale to the public within 60 days of the event related to those data/results and always provided that copyright symbol appears together as follows below.
© DORNA, 2021

Official MotoGP Timing by TISSOT
www.motogp.com



Free Practice Nr. 3

MotoGP

| Lap | Lap Time | T1 | T2 | T3 | T4 | Speed | Lap | Lap Time | T1 | T2 | T3 | T4 | Speed | |
|-------------|-----------------|---------------------|-----------------|------------------|-----------------|--------------|------------|----------|------------|-----------------|-----------|-----------------|-------|--|
| 11th | 43 | Jack MILLER | | | | DUCATI | AUS | | | | | | | |
| | | Ducati Lenovo Team | | | | | | | | | | | | |
| | | Runs=3 | Total laps=21 | Full laps=15 | | | | | | | | | | |
| Run # | 1 | Front Tyre | Slick-Soft | Rear Tyre | Slick-Medium | | Run # | 4 | Front Tyre | missing data | Rear Tyre | missing data | | |
| | | New Tyre | | 13 Laps at start | | | | | ** | Laps at start | ** | Laps at start | | |
| 1 | 2'04.359 | 31.226 | 15.352 | 32.269 | 31.212 | 293.4 | 17 | 1'50.673 | 30.151 | 16.514 | 31.037 | 32.971 | 242.6 | |
| 2 | 1'40.277 | 25.569 | 14.611 | 29.863 | 30.234 | 295.8 | unfinished | | 24.162 | 14.424 | | | 285.7 | |
| 3 | 1'38.726 | 24.705 | 14.436 | 29.576 | 30.009 | 297.5 | | | | | | | | |
| 4 | 1'38.597 | 24.640 | 14.445 | 29.378 | 30.134 | 295.8 | | | | | | | | |
| 5 | 1'38.369 | 24.570 | 14.460 | 29.345 | 29.994 | 293.4 | | | | | | | | |
| 6 | 1'38.612 | 24.492 | 14.528 | 29.362 | 30.230 | 294.2 | | | | | | | | |
| 7 | 1'41.471 | 25.864 | 14.745 | 29.928 | 30.934 | 291.1 | | | | | | | | |
| 8 | 1'38.759 | 24.652 | 14.567 | 29.415 | 30.125 | 292.6 | | | | | | | | |
| 9 | 1'38.545 | 24.490 | 14.502 | 29.361 | 30.192 | 291.8 | | | | | | | | |
| 10 | 1'38.537 | 24.544 | 14.496 | 29.396 | 30.101 | 290.3 | | | | | | | | |
| 11 | 1'38.421 | 24.483 | 14.499 | 29.393 | 30.046 | 290.3 | | | | | | | | |
| 12 | 1'40.270 P | 27.764 | 14.963 | 30.315 | 27.228 | 287.2 | | | | | | | | |
| Run # | 2 | Front Tyre | Slick-Soft | Rear Tyre | Slick-Soft | | Run # | 2 | Front Tyre | missing data | Rear Tyre | missing data | | |
| | | 12 Laps at start | | New Tyre | | | | | ** | Laps at start | ** | Laps at start | | |
| 13 | 1'49.825 | 30.660 | 15.057 | 30.200 | 33.908 | 289.5 | | | | | | | | |
| 14 | 1'37.615 | 24.311 | 14.352 | 29.106 | 29.846 | 293.4 | | | | | | | | |
| 15 | 1'37.662 | 24.306 | 14.329 | 29.144 | 29.883 | 293.4 | | | | | | | | |
| 16 | 1'37.335 | 24.290 | 14.307 | 29.059 | 29.679 | 295.0 | | | | | | | | |
| 17 | 1'36.990 P | 25.029 | 15.302 | 30.626 | 26.033 | 267.3 | | | | | | | | |
| Run # | 3 | Front Tyre | Slick-Soft | Rear Tyre | Slick-Soft | | Run # | 3 | Front Tyre | Slick-Soft | Rear Tyre | Slick-Soft | | |
| | | 17 Laps at start | | New Tyre | | | | | ** | New Tyre | ** | New Tyre | | |
| 18 | 1'51.404 | 32.646 | 15.093 | 31.504 | 32.161 | 284.9 | | | | | | | | |
| 19 | 1'41.026 * | 24.226 | 14.265 | 28.949 | 33.586* | 295.0 | | | | | | | | |
| 20 | 1'37.188 | 24.303 | 14.256 | 28.939 | 29.690 | 295.0 | | | | | | | | |
| 21 | 1'37.435 | 24.187 | 14.299 | 29.138 | 29.811 | 293.4 | | | | | | | | |
| 12th | 93 | Marc MARQUEZ | | | | HONDA | SPA | | | | | | | |
| | | Repsol Honda Team | | | | | | | | | | | | |
| | | Runs=4 | Total laps=18 | Full laps=9 | | | | | | | | | | |
| Run # | 1 | Front Tyre | Slick-Soft | Rear Tyre | Slick-Medium | | Run # | 1 | Front Tyre | Slick-Soft | Rear Tyre | Slick-Medium | | |
| | | ** | New Tyre | ** | New Tyre | | | | ** | New Tyre | ** | New Tyre | | |
| 1 | 2'00.181 | 33.426 | 15.395 | 31.954 | 30.807 | 279.7 | | | | | | | | |
| 2 | 1'39.573 | 24.916 | 14.352 | 30.253 | 30.052 | 291.1 | | | | | | | | |
| 3 | 1'38.449 | 24.677 | 14.524 | 29.386 | 29.862 | 288.0 | | | | | | | | |
| 4 | 1'37.695 | 24.348 | 14.469 | 29.041 | 29.837 | 284.9 | | | | | | | | |
| 5 | 1'39.712 P | 24.342 | 14.904 | 34.280 | 26.186 | 262.7 | | | | | | | | |
| Run # | 2 | Front Tyre | Slick-Soft | Rear Tyre | Slick-Medium | | Run # | 2 | Front Tyre | Slick-Soft | Rear Tyre | Slick-Medium | | |
| | | ** | 5 Laps at start | ** | 5 Laps at start | | | | ** | 5 Laps at start | ** | 5 Laps at start | | |
| 6 | 1'49.782 | 32.516 | 15.067 | 31.116 | 31.083 | 281.9 | | | | | | | | |
| 7 | 1'40.203 | 24.788 | 14.605 | 30.723 | 30.087 | 284.2 | | | | | | | | |
| 8 | 1'39.274 * | 24.613* | 15.030 | 29.457 | 30.174 | 285.7 | | | | | | | | |
| 9 | 1'38.378 | 24.380 | 14.524 | 29.460 | 30.014 | 287.2 | | | | | | | | |
| 10 | 1'38.177 | 24.428 | 14.538 | 29.229 | 29.982 | 286.4 | | | | | | | | |
| 11 | 1'38.083 | 24.377 | 14.543 | 29.137 | 30.026 | 284.9 | | | | | | | | |
| 12 | 1'44.205 P | 26.414 | 15.786 | 34.494 | 27.511 | 264.0 | | | | | | | | |
| Run # | 3 | Front Tyre | Slick-Soft | Rear Tyre | Slick-Soft | | Run # | 3 | Front Tyre | Slick-Soft | Rear Tyre | Slick-Soft | | |
| | | ** | New Tyre | ** | New Tyre | | | | ** | New Tyre | ** | New Tyre | | |
| 13 | 1'47.480 | 31.996 | 14.846 | 30.312 | 30.326 | 284.2 | | | | | | | | |
| 14 | 1'37.354 | 24.162 | 14.440 | 28.926 | 29.826 | 286.4 | | | | | | | | |
| 15 | 1'44.087 | 27.705 | 14.861 | 30.653 | 30.868 | 282.7 | | | | | | | | |
| 14th | 73 | Alex MARQUEZ | | | | HONDA | SPA | | | | | | | |
| | | LCR Honda CASTROL | | | | | | | | | | | | |
| | | Runs=4 | Total laps=20 | Full laps=12 | | | | | | | | | | |
| Run # | 1 | Front Tyre | Slick-Soft | Rear Tyre | Slick-Medium | | Run # | 1 | Front Tyre | Slick-Soft | Rear Tyre | Slick-Medium | | |
| | | ** | New Tyre | ** | New Tyre | | | | ** | New Tyre | ** | New Tyre | | |
| 1 | 2'01.215 | 31.683 | 15.431 | 32.935 | 33.203 | 285.7 | | | | | | | | |
| 2 | 1'39.813 | 25.177 | 14.548 | 29.880 | 30.208 | 287.2 | | | | | | | | |
| 3 | 1'38.431 | 24.576 | 14.444 | 29.402 | 30.009 | 291.1 | | | | | | | | |
| 4 | 1'39.817 | 24.628 | 14.327 | 30.826 | 30.036 | 291.8 | | | | | | | | |
| 5 | 1'38.100 | 24.491 | 14.372 | 29.374 | 29.863 | 288.7 | | | | | | | | |
| 6 | 1'36.959 P | 26.248 | 14.670 | 29.946 | 26.095 | 288.7 | | | | | | | | |
| Run # | 2 | Front Tyre | Slick-Soft | Rear Tyre | Slick-Medium | | Run # | 2 | Front Tyre | Slick-Soft | Rear Tyre | Slick-Medium | | |
| | | ** | 6 Laps at start | ** | 6 Laps at start | | | | ** | 6 Laps at start | ** | 6 Laps at start | | |
| 7 | 1'45.765 | 29.308 | 14.932 | 30.768 | 30.757 | 284.9 | | | | | | | | |
| 8 | 1'39.207 | 24.785 | 14.586 | 29.699 | 30.137 | 284.9 | | | | | | | | |
| 9 | 1'38.609 | 24.615 | 14.512 | 29.370 | 30.112 | 288.0 | | | | | | | | |
| 10 | 1'38.439 | 24.522 | 14.451 | 29.442 | 30.024 | 289.5 | | | | | | | | |
| 11 | 1'38.833 | 24.588 | 14.468 | 29.385 | 30.392 | 289.5 | | | | | | | | |
| 12 | 1'37.171 P | 26.196 | 14.793 | 30.391 | 25.791 | 276.9 | | | | | | | | |
| Run # | 3 | Front Tyre | Slick-Soft | Rear Tyre | Slick-Soft | | Run # | 3 | Front Tyre | Slick-Soft | Rear Tyre | Slick-Soft | | |
| | | ** | New Tyre | ** | New Tyre | | | | ** | New Tyre | ** | New Tyre | | |
| 13 | 1'51.604 | 33.570 | 15.608 | 31.167 | 31.259 | 258.3 | | | | | | | | |
| 14 | 1'38.430 | 24.564 | 14.445 | 29.409 | 30.012 | 288.7 | | | | | | | | |

Fastest Lap: Takaaki NAKAGAMI LCR Honda IDEMITS JPN **1'36.985** 24.112 14.251 29.095 29.527

These data/results cannot be reproduced, stored and/or transmitted in whole or in part by any manner of electronic, mechanical, photocopying, recording, broadcasting or otherwise now known or herein after developed without the previous express consent by the copyright owner, except for reproduction in daily press and regular printed publications on sale to the public within 60 days of the event related to those data/results and always provided that copyright symbol appears together as follows below.
© DORNA, 2021

Official MotoGP Timing by TISSOT
www.motogp.com



Free Practice Nr. 3

MotoGP

| Lap | Lap Time | T1 | T2 | T3 | T4 | Speed | Lap | Lap Time | T1 | T2 | T3 | T4 | Speed |
|---|-----------------|---------------|--------|---------------|---------------|-------|--|-----------------|--------|--------|--------|--------|-------|
| 15 | 1'37.899 * | 24.365 | 14.403 | 29.248 | 29.883* | 288.0 | 8 | 1'44.310 | 29.680 | 14.636 | 29.868 | 30.126 | 287.2 |
| 16 | 1'39.611 P | 27.713 | 14.557 | 30.231 | 27.110 | 291.1 | 9 | 1'38.288 | 24.596 | 14.380 | 29.449 | 29.863 | 289.5 |
| Run # 4 Front Tyre Slick-Soft Rear Tyre Slick-Soft | | | | | | | Run # 10 Front Tyre Slick-Soft Rear Tyre Slick-Soft | | | | | | |
| 4 Laps at start | | | | | | | New Tyre | | | | | | |
| 17 | 1'46.576 | 31.381 | 14.779 | 30.090 | 30.326 | 288.0 | 11 | 1'38.316 | 24.460 | 14.421 | 29.483 | 29.952 | 287.2 |
| 18 | 1'38.401 | 24.505 | 14.516 | 29.364 | 30.016 | 288.7 | 12 | 1'37.946 P | 27.254 | 14.434 | 29.949 | 26.309 | 290.3 |
| 19 | 1'37.642 | 24.345 | 14.370 | 29.196 | 29.731 | 289.5 | Run # 3 Front Tyre Slick-Soft Rear Tyre Slick-Soft | | | | | | |
| 20 | 1'39.022 | 24.416 | 14.361 | 29.787 | 30.458 | 291.1 | New Tyre | | | | | | |

15th 46 Valentino ROSSI YAMAHA ITA
Petronas Yamaha SRT

Runs=4 Total laps=21 Full laps=14

| Run # | 1 | Front Tyre | Slick-Soft | Rear Tyre | Slick-Medium | Speed |
|----------|-----------------|------------|---------------|-----------|--------------|--------------|
| New Tyre | | | | | | |
| 1 | 1'52.282 | 32.856 | 15.266 | 30.847 | 30.712 | 279.7 |
| 2 | 1'39.378 | 24.929 | 14.472 | 29.796 | 30.181 | 285.7 |
| 3 | 1'38.421 | 24.672 | 14.344 | 29.344 | 30.061 | 286.4 |
| 4 | 1'38.493 | 24.578 | 14.414 | 29.499 | 30.002 | 286.4 |
| 5 | 1'38.769 | 24.521 | 14.549 | 29.549 | 30.150 | 281.9 |
| 6 | 1'38.834 | 24.660 | 14.470 | 29.504 | 30.200 | 283.4 |
| 7 | 1'39.393 | 24.703 | 14.542 | 29.709 | 30.439 | 282.7 |
| 8 | 1'35.245 P | 24.662 | 14.566 | 29.764 | 26.253 | 281.9 |

| Run # | 2 | Front Tyre | Slick-Medium | Rear Tyre | Slick-Medium | Speed |
|-----------------|-----------------|------------|--------------|-----------|--------------|-------|
| 3 Laps at start | | | | | | |
| 8 Laps at start | | | | | | |
| 9 | 1'47.723 * | 30.495 | 15.513* | 30.730 | 30.985 | 276.2 |
| 10 | 1'40.251 | 25.118 | 14.662 | 30.025 | 30.446 | 281.2 |
| 11 | 1'39.446 | 24.843 | 14.547 | 29.806 | 30.250 | 282.7 |
| 12 | 1'39.597 | 24.833 | 14.614 | 29.919 | 30.231 | 281.2 |
| 13 | 1'39.592 | 24.774 | 14.644 | 29.861 | 30.313 | 281.2 |
| 14 | 1'38.971 P | 26.505 | 15.332 | 30.291 | 26.843 | 273.4 |

| Run # | 3 | Front Tyre | Slick-Soft | Rear Tyre | Slick-Soft | Speed |
|-----------------|-----------------|---------------|------------|---------------|---------------|-------|
| New Tyre | | | | | | |
| 15 | 1'45.721 | 30.206 | 14.991 | 30.151 | 30.373 | 278.3 |
| 16 | 1'38.502 | 24.592 | 14.494 | 29.434 | 29.982 | 282.7 |
| 17 | 1'38.282 | 24.486 | 14.453 | 29.437 | 29.906 | 284.9 |
| 18 | 1'37.259 P | 25.471 | 14.992 | 30.612 | 26.184 | 276.2 |
| 4 Laps at start | | | | | | |
| 19 | 1'42.493 | 28.062 | 14.698 | 29.629 | 30.104 | 279.7 |
| 20 | 1'37.704 | 24.372 | 14.344 | 29.210 | 29.778 | 284.2 |
| 21 | 1'38.242 | 24.371 | 14.363 | 29.389 | 30.119 | 286.4 |

16th 88 Miguel OLIVEIRA KTM POR
Red Bull KTM Factory Racing

Runs=4 Total laps=20 Full laps=10

| Run # | 1 | Front Tyre | Slick-Soft | Rear Tyre | Slick-Medium | Speed |
|----------|-----------------|------------|---------------|-----------|--------------|--------------|
| New Tyre | | | | | | |
| 1 | 2'06.577 | 31.660 | 15.381 | 31.807 | 30.924 | 275.5 |
| 2 | 1'39.429 | 24.990 | 14.377 | 29.804 | 30.258 | 293.4 |
| 3 | 1'39.255 | 24.598 | 14.240 | 29.934 | 30.483 | 294.2 |
| 4 | 1'44.893 | 30.258 | 14.767 | 29.813 | 30.055 | 286.4 |
| 5 | 1'38.134 | 24.540 | 14.305 | 29.334 | 29.955 | 291.8 |
| 6 | 1'38.177 | 24.412 | 14.362 | 29.492 | 29.911 | 288.0 |
| 7 | 1'38.439 P | 26.188 | 15.042 | 30.466 | 26.743 | 279.7 |

| Run # | 2 | Front Tyre | Slick-Soft | Rear Tyre | Slick-Medium | Speed |
|-----------------|---|------------|------------|-----------|--------------|-------|
| 7 Laps at start | | | | | | |
| 7 Laps at start | | | | | | |

17th 44 Poi ESPARGARO HONDA SPA
Repsol Honda Team

Runs=4 Total laps=18 Full laps=8

| Run # | 1 | Front Tyre | Slick-Soft | Rear Tyre | Slick-Medium | Speed |
|----------|-----------------|------------|------------|-----------|--------------|--------------|
| New Tyre | | | | | | |
| 1 | 2'01.886 | 31.913 | 15.354 | 32.459 | 31.318 | 272.0 |
| 2 | 1'41.017 | 25.027 | 14.342 | 31.374 | 30.274 | 288.7 |
| 3 | 1'38.583 | 24.792 | 14.333 | 29.398 | 30.060 | 292.6 |
| 4 | 1'42.769 | 24.710 | 14.302 | 30.413 | 33.344 | 294.2 |
| 5 | 1'38.414 | 24.617 | 14.345 | 29.423 | 30.029 | 291.1 |
| 6 | 1'40.706 P | 26.090 | 15.380 | 31.934 | 27.302 | 276.9 |

| Run # | 2 | Front Tyre | Slick-Soft | Rear Tyre | Slick-Medium | Speed |
|-----------------|-----------------|------------|------------|-----------|--------------|-------|
| 6 Laps at start | | | | | | |
| 6 Laps at start | | | | | | |
| 7 | 1'48.248 * | 30.357 | 15.406* | 31.925 | 30.560 | 273.4 |
| 8 | 1'43.496 | 24.740 | 14.420 | 33.966 | 30.370 | 288.0 |
| 9 | 1'38.508 * | 24.643 | 14.355 | 29.489 | 30.021* | 291.1 |
| 10 | 1'38.417 | 24.619 | 14.415 | 29.342 | 30.041 | 288.0 |
| 11 | 1'38.923 P | 26.118 | 14.826 | 31.376 | 26.603 | 282.7 |

| Run # | 3 | Front Tyre | Slick-Soft | Rear Tyre | Slick-Soft | Speed |
|----------|-----------------|------------|------------|-----------|---------------|-------|
| New Tyre | | | | | | |
| 12 | 1'46.731 | 31.381 | 15.543 | 29.867 | 29.940 | 285.7 |
| 13 | 1'37.753 | 24.417 | 14.320 | 29.289 | 29.727 | 291.8 |
| 14 | 1'39.640 P | 26.506 | 15.193 | 31.154 | 26.787 | 270.6 |

18th 10 Luca MARINI DUCATI ITA
SKY VR46 Avintia

Runs=4 Total laps=20 Full laps=12

| Run # | 1 | Front Tyre | Slick-Soft | Rear Tyre | Slick-Medium | Speed |
|-----------------|-----------------|------------|------------|-----------|--------------|--------------|
| 4 Laps at start | | | | | | |
| New Tyre | | | | | | |
| 1 | 2'18.843 | 32.762 | 16.046 | 32.476 | 31.709 | 277.6 |
| 2 | 1'40.769 | 25.592 | 14.647 | 30.145 | 30.385 | 288.7 |
| 3 | 1'40.103 | 24.734 | 14.452 | 30.670 | 30.247 | 290.3 |

Fastest Lap: Takaaki NAKAGAMI LCR Honda IDEMITS JPN **1'36.985** 24.112 14.251 29.095 29.527

These data/results cannot be reproduced, stored and/or transmitted in whole or in part by any manner of electronic, mechanical, photocopying, recording, broadcasting or otherwise now known or herein after developed without the previous express consent by the copyright owner, except for reproduction in daily press and regular printed publications on sale to the public within 60 days of the event related to those data/results and always provided that copyright symbol appears together as follows below.
© DORNA, 2021



Free Practice Nr. 3

MotoGP

| Lap | Lap Time | T1 | T2 | T3 | T4 | Speed | Lap | Lap Time | T1 | T2 | T3 | T4 | Speed | | | |
|-----------------------------|-------------------------|---------------------|------------------|---------------------|---------------|---------------|---------------------------|---|-------------------|---------------------|---------------------|---------------------|---------------------|-----------------|---------------|-------------|
| 4 | 1'39.548 | 24.827 | 14.530 | 30.127 | 30.064 | 286.4 | 20th 23 | Enea BASTIANINI Avintia Esponsorama | DUCATI | | | | ITA | | | |
| 5 | 1'38.963 | 24.704 | 14.412 | 29.681 | 30.166 | 288.7 | | | Runs=4 | Total laps=20 | Full laps=12 | | | | | |
| 6 | 1'38.895 | 24.613 | 14.500 | 29.734 | 30.048 | 286.4 | | | Run # 1 | Front Tyre | Slick-Soft | Rear Tyre | Slick-Medium | | | |
| 7 | 1'39.228 P | 26.328 | 14.903 | 31.141 | 26.856 | 282.7 | | | 4 Laps at start | | | | New Tyre | | | |
| Run # 2 | Front Tyre | Slick-Soft | Rear Tyre | Slick-Medium | | | | | | | | | | | | |
| 11 Laps at start | | | | 7 Laps at start | | | | | | | | | | | | |
| 8 | 1'49.022 | 30.942 | 15.300 | 32.040 | 30.740 | 277.6 | | | 1 | 2'03.735 | 31.725 | 15.250 | 32.034 | 31.368 | 283.4 | |
| 9 | 1'40.856 | 25.333 | 14.793 | 30.245 | 30.485 | 281.9 | 2 | 1'42.453 | 26.870 | 14.853 | 30.159 | 30.571 | 288.7 | | | |
| 10 | 1'39.948 | 24.938 | 14.657 | 30.030 | 30.323 | 284.2 | 3 | 1'39.369 | 24.812 | 14.545 | 29.822 | 30.190 | 289.5 | | | |
| 11 | 1'39.761 | 24.929 | 14.599 | 29.929 | 30.304 | 284.2 | 4 | 1'43.579 | 28.683 | 14.770 | 30.001 | 30.125 | 288.7 | | | |
| 12 | 1'45.960 P | 28.977 | 15.441 | 32.829 | 28.713 | 276.9 | 5 | 1'41.012 | 24.610 | 14.401 | 29.839 | 32.162 | 290.3 | | | |
| Run # 3 | Front Tyre | Slick-Soft | Rear Tyre | Slick-Soft | | | | | | | | | | | | |
| New Tyre | | | | New Tyre | | | | Run # 2 | Front Tyre | Slick-Soft | Rear Tyre | Slick-Medium | | | | |
| 11 Laps at start | | | | 7 Laps at start | | | | 11 Laps at start | | | | | | 7 Laps at start | | |
| 13 | 1'52.678 | 36.991 | 15.122 | 30.288 | 30.277 | 284.2 | 8 | 1'46.717 | 30.961 | 15.058 | 30.263 | 30.435 | 284.2 | | | |
| 14 | 1'42.545 | 26.051 | 14.764 | 31.443 | 30.287 | 282.7 | 9 | 1'39.363 | 24.788 | 14.519 | 29.760 | 30.296 | 284.2 | | | |
| 15 | 1'38.280 | 24.472 | 14.428 | 29.542 | 29.838 | 287.2 | 10 | 1'39.153 | 24.738 | 14.512 | 29.780 | 30.123 | 291.1 | | | |
| 16 | 1'39.147 P | 26.201 | 14.878 | 31.157 | 26.911 | 283.4 | 11 | 1'39.153 | 24.742 | 14.529 | 29.726 | 30.156 | 285.7 | | | |
| Run # 4 | Front Tyre | Slick-Soft | Rear Tyre | Slick-Soft | | | | | | | | | | | | |
| 4 Laps at start | | | | New Tyre | | | | Run # 3 | Front Tyre | Slick-Soft | Rear Tyre | Slick-Soft | | | | |
| New Tyre | | | | New Tyre | | | | 11 Laps at start | | | | | | 7 Laps at start | | |
| 17 | 1'42.136 | 27.766 | 14.614 | 29.782 | 29.974 | 285.7 | 13 | 1'46.964 | 30.711 | 15.329 | 30.491 | 30.433 | 281.2 | | | |
| 18 | 1'37.771 | 24.370 | 14.342 | 29.322 | 29.737 | 288.7 | 14 | 1'42.642 | 24.515 | 14.465 | 30.618 | 33.044 | 285.7 | | | |
| 19 | 1'42.601 * | 24.338 | 14.364 | 33.375* | 30.524 | 289.5 | 15 | 1'38.585 | 24.693 | 14.414 | 29.521 | 29.957 | 284.9 | | | |
| 20 | 1'38.096 | 24.517 | 14.358 | 29.350 | 29.871 | 289.5 | 16 | 1'35.744 P | 24.351 | 15.060 | 30.770 | 25.563 | 260.2 | | | |
| 19th 32 | Lorenzo SAVADORI | APRILIA | | | ITA | | Run # 4 | Front Tyre | Slick-Soft | Rear Tyre | Slick-Soft | | | | | |
| Aprilia Racing Team Gresini | | Runs=4 | | | | Total laps=19 | Full laps=12 | 4 Laps at start | | | | | | New Tyre | | |
| Run # 1 | Front Tyre | Slick-Soft | Rear Tyre | Slick-Medium | | | | | | | | | | | | |
| New Tyre | | New Tyre | | New Tyre | | | | | | | | | | | | |
| 1 | 1'59.722 | 30.839 | 15.118 | 32.547 | 31.331 | 280.5 | 17 | 1'43.637 | 28.846 | 14.709 | 29.883 | 30.199 | 284.2 | | | |
| 2 | 1'48.098 | 25.116 | 14.502 | 36.946 | 31.534 | 286.4 | 18 | 1'37.913 | 24.442 | 14.256 | 29.523 | 29.692 | 288.7 | | | |
| 3 | 1'40.785 | 24.805 | 14.458 | 30.214 | 31.308 | 284.9 | 19 | 1'37.871 * | 24.330 | 14.289 | 29.399* | 29.853 | 289.5 | | | |
| 4 | 1'38.830 | 24.819 | 14.419 | 29.491 | 30.101 | 285.7 | 20 | 1'38.265 | 24.375 | 14.256 | 29.431 | 30.203 | 291.8 | | | |
| 5 | 1'38.729 | 24.594 | 14.429 | 29.546 | 30.160 | 286.4 | 21st 9 | | | | | | KTM | ITA | | |
| 6 | 1'39.081 | 24.774 | 14.448 | 29.679 | 30.180 | 285.7 | Tech 3 KTM Factory Racing | | | | | | Runs=4 | | Total laps=16 | Full laps=7 |
| 7 | 1'44.246 P | 26.109 | 15.489 | 35.027 | 27.621 | 276.9 | Run # 1 | Front Tyre | Slick-Soft | Rear Tyre | Slick-Medium | | | | | |
| New Tyre | | | | New Tyre | | | | New Tyre | | | | | | New Tyre | | |
| 4 Laps at start | | | | 7 Laps at start | | | | 6 Laps at start | | | | | | 6 Laps at start | | |
| 8 | 1'50.123 | 30.899 | 15.532 | 30.918 | 32.774 | 274.8 | 1 | 1'59.660 | 30.690 | 15.165 | 32.553 | 31.452 | 284.9 | | | |
| 9 | 1'39.644 | 25.025 | 14.598 | 29.750 | 30.271 | 283.4 | 2 | 1'39.979 | 24.996 | 14.634 | 30.092 | 30.257 | 281.2 | | | |
| 10 | 1'39.548 | 24.732 | 14.483 | 29.909 | 30.424 | 284.2 | 3 | 1'39.547 | 24.642 | 14.467 | 29.389 | 31.049 | 284.9 | | | |
| 11 | 1'39.761 | 24.937 | 14.623 | 29.694 | 30.507 | 283.4 | 4 | 1'38.708 | 24.699 | 14.386 | 29.389 | 30.234 | 284.2 | | | |
| 12 | 1'38.450 P | 25.933 | 15.104 | 30.645 | 26.768 | 278.3 | 5 | 1'38.482 | 24.535 | 14.424 | 29.340 | 30.183 | 283.4 | | | |
| Run # 3 | Front Tyre | Slick-Medium | Rear Tyre | Slick-Soft | | | | | | | | | | | | |
| New Tyre | | | | New Tyre | | | | Run # 2 | Front Tyre | Slick-Soft | Rear Tyre | Slick-Medium | | | | |
| 6 Laps at start | | | | 6 Laps at start | | | | 6 Laps at start | | | | | | 6 Laps at start | | |
| 13 | 1'44.140 | 28.387 | 14.886 | 30.803 | 30.064 | 280.5 | 7 | 1'47.113 | 31.062 | 14.735 | 30.673 | 30.643 | 280.5 | | | |
| 14 | 1'37.814 | 24.391 | 14.361 | 29.173 | 29.889 | 284.9 | 8 | 1'39.912 * | 24.695 | 14.932* | 29.900 | 30.385 | 280.5 | | | |
| 15 | 1'42.674 P | 27.492 | 17.144 | 31.067 | 26.971 | 238.9 | 9 | 1'39.166 | 24.643 | 14.674 | 29.465 | 30.384 | 280.5 | | | |
| Run # 4 | Front Tyre | Slick-Medium | Rear Tyre | Slick-Soft | | | | | | | | | | | | |
| 3 Laps at start | | | | New Tyre | | | | Run # 3 | Front Tyre | Slick-Medium | Rear Tyre | Slick-Soft | | | | |
| New Tyre | | | | New Tyre | | | | New Tyre | | | | | | New Tyre | | |
| 16 | 2'02.987 | 46.699 | 15.622 | 30.585 | 30.081 | 276.9 | 12 | 1'44.422 | 29.716 | 14.523 | 30.050 | 30.133 | 284.2 | | | |
| 17 | 1'38.042 | 24.362 | 14.349 | 29.284 | 30.047 | 283.4 | 13 | 1'37.934 | 24.376 | 14.345 | 29.165 | 30.048 | 284.2 | | | |
| 18 | 1'42.603 | 24.858 | 14.756 | 32.698 | 30.291 | 282.7 | 14 | 1'37.744 P | 24.432 | 14.381 | 31.241 | 27.690 | 284.2 | | | |
| 19 | 1'38.629 | 24.458 | 14.451 | 29.497 | 30.223 | 285.7 | | | | | | | | | | |

Fastest Lap: Takaaki NAKAGAMI LCR Honda IDEMITS JPN **1'36.985** 24.112 14.251 29.095 29.527

These data/results cannot be reproduced, stored and/or transmitted in whole or in part by any manner of electronic, mechanical, photocopying, recording, broadcasting or otherwise now known or herein after developed without the previous express consent by the copyright owner, except for reproduction in daily press and regular printed publications on sale to the public within 60 days of the event related to those data/results and always provided that copyright symbol appears together as follows below.
© DORNA, 2021



Free Practice Nr. 3

MotoGP

| Lap | Lap Time | T1 | T2 | T3 | T4 | Speed | Lap | Lap Time | T1 | T2 | T3 | T4 | Speed |
|---------------------------------------|-------------------------|----------------------|--------|---------|--------|-------|---------|-------------------------|----------------------|----|----|----|-------|
| Run # 4 | Front Tyre Slick-Medium | Rear Tyre Slick-Soft | | | | | | | | | | | |
| 3 Laps at start | | | | | | | | | | | | | |
| 15 | 1'43.737 * | 28.540 | 14.446 | 30.445* | 30.306 | 285.7 | Run # 3 | Front Tyre Slick-Medium | Rear Tyre Slick-Soft | | | | |
| PIT 24.533 14.454 32.070 28.549 281.2 | | | | | | | | | | | | | |
| New Tyre | | | | | | | | | | | | | |

22nd 53 **Tito RABAT** DUCATI SPA
 Pramac Racing
 Runs=4 Total laps=19 Full laps=12

| Run # | Front Tyre | Slick-Soft | Rear Tyre | Slick-Medium | Speed |
|----------|-----------------|------------|-----------|--------------|--------------|
| New Tyre | | | | | |
| 1 | 2'04.115 | 30.615 | 15.344 | 31.504 | 281.2 |
| 2 | 1'41.126 | 26.043 | 14.635 | 30.128 | 30.320 287.2 |
| 3 | 1'39.794 | 24.902 | 14.544 | 29.988 | 30.360 292.6 |
| 4 | 1'39.879 | 25.017 | 14.561 | 30.023 | 30.278 288.7 |
| 5 | 1'39.474 | 24.906 | 14.621 | 29.784 | 30.163 290.3 |
| 6 | 1'39.407 | 24.773 | 14.675 | 29.747 | 30.212 289.5 |
| 7 | 1'39.516 | 24.812 | 14.524 | 29.873 | 30.307 288.7 |
| 8 | 1'39.496 | 24.767 | 14.529 | 29.854 | 30.346 287.2 |
| 9 | 1'39.604 * | 24.759* | 14.589 | 29.823 | 30.433 286.4 |
| 10 | 1'35.598 P | 24.815 | 14.566 | 29.927 | 26.290 288.7 |

| Run # | Front Tyre | Slick-Soft | Rear Tyre | Slick-Soft | Speed |
|----------|------------|------------|-----------|------------|--------------|
| New Tyre | | | | | |
| 11 | 1'55.374 P | 30.767 | 17.362 | 38.868 | 28.377 196.3 |

| Run # | Front Tyre | Slick-Soft | Rear Tyre | Slick-Soft | Speed |
|-----------------|-----------------|------------|-----------|------------|--------------|
| 1 Laps at start | | | | | |
| 12 | 1'53.978 | 35.055 | 16.148 | 32.046 | 30.729 262.1 |
| 13 | 1'39.613 | 24.933 | 14.588 | 29.837 | 30.255 284.2 |
| 14 | 1'39.086 | 24.604 | 14.559 | 29.750 | 30.173 286.4 |
| 15 | 1'39.230 | 24.733 | 14.508 | 29.749 | 30.240 287.2 |
| 16 | 1'34.712 P | 24.624 | 14.580 | 29.824 | 25.684 286.4 |

| Run # | Front Tyre | Slick-Soft | Rear Tyre | Slick-Soft | Speed |
|-----------------|-----------------|------------|-----------|------------|--------------|
| 6 Laps at start | | | | | |
| 17 | 1'50.818 | 34.143 | 15.995 | 30.353 | 30.327 252.9 |
| 18 | 1'38.699 | 24.617 | 14.504 | 29.515 | 30.063 286.4 |
| 19 | 1'38.413 | 24.563 | 14.418 | 29.484 | 29.948 290.3 |

23rd 27 **Iker LECUONA** KTM SPA
 Tech 3 KTM Factory Racing
 Runs=3 Total laps=18 Full laps=11

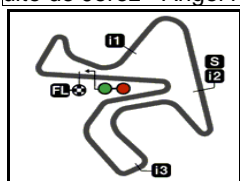
| Run # | Front Tyre | Slick-Soft | Rear Tyre | Slick-Medium | Speed |
|----------|-----------------|------------|-----------|--------------|--------------|
| New Tyre | | | | | |
| 1 | 2'03.362 | 31.323 | 15.307 | 31.984 | 31.461 283.4 |
| 2 | 1'40.602 | 25.748 | 14.670 | 29.914 | 30.270 288.7 |
| 3 | 1'39.352 | 24.987 | 14.525 | 29.624 | 30.216 288.0 |
| 4 | 1'39.453 | 25.222 | 14.409 | 29.605 | 30.217 291.1 |
| 5 | 1'39.874 * | 25.152* | 14.578 | 29.856 | 30.288 284.2 |
| 6 | 1'39.895 | 25.059 | 14.785 | 29.701 | 30.350 281.2 |
| 7 | 1'39.665 | 24.890 | 14.652 | 29.700 | 30.423 283.4 |
| 8 | 1'36.077 P | 24.930 | 14.653 | 29.864 | 26.630 284.2 |

| Run # | Front Tyre | Slick-Soft | Rear Tyre | Slick-Medium | Speed |
|-----------------|-----------------|------------|-----------|--------------|--------------|
| 8 Laps at start | | | | | |
| 9 | 1'45.718 | 29.619 | 14.897 | 30.416 | 30.786 283.4 |
| 10 | 1'39.601 | 24.930 | 14.561 | 29.839 | 30.271 285.7 |
| 11 | 1'39.399 | 24.742 | 14.658 | 29.648 | 30.351 282.7 |
| 12 | 1'39.398 | 24.827 | 14.588 | 29.645 | 30.338 285.7 |
| 13 | 1'39.613 | 24.737 | 14.643 | 29.839 | 30.394 283.4 |

Fastest Lap: Takaaki NAKAGAMI LCR Honda IDEMITS JPN **1'36.985** 24.112 14.251 29.095 29.527

These data/results cannot be reproduced, stored and/or transmitted in whole or in part by any manner of electronic, mechanical, photocopying, recording, broadcasting or otherwise now known or herein after developed without the previous express consent by the copyright owner, except for reproduction in daily press and regular printed publications on sale to the public within 60 days of the event related to those data/results and always provided that copyright symbol appears together as follows below.
 © DORNA, 2021





4423 m.

GRAN PREMIO RED BULL DE ESPAÑA

Free Practice Nr. 3

Best Partial Times

MotoGP™

IT Ideal Lap Time, sum of the best partial times

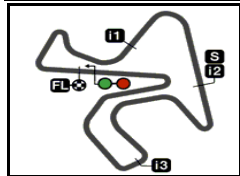
BT Best Lap Time

| <i>T1</i> | | <i>T2</i> | | <i>T3</i> | | <i>T4</i> | | | | <i>IT</i> | <i>BT</i> | |
|-----------|--------------|-----------|--------------|-----------|--------------|-----------|--------------|--------|-----|--------------|-----------|---------------|
| Pos | Rider | Time | Rider | Time | Rider | Time | Rider | Time | Pos | Rider | | |
| 1 | F.BAGNAIA | 24.033 | J.ZARCO | 14.162 | F.MORBIDELLI | 28.844 | M.VIÑALES | 29.500 | 1 | F.MORBIDELLI | 1'36.734 | 1'37.083 (7) |
| 2 | F.QUARTARARO | 24.073 | S.BRADL | 14.163 | F.QUARTARARO | 28.880 | T.NAKAGAMI | 29.527 | 2 | F.QUARTARARO | 1'36.778 | 1'37.010 (2) |
| 3 | T.NAKAGAMI | 24.112 | F.MORBIDELLI | 14.169 | J.MIR | 28.902 | A.ESPARGARO | 29.557 | 3 | A.ESPARGAR | 1'36.937 | 1'37.049 (5) |
| 4 | F.MORBIDELLI | 24.144 | F.QUARTARARO | 14.176 | M.MARQUEZ | 28.926 | F.MORBIDELLI | 29.577 | 4 | F.BAGNAIA | 1'36.967 | 1'37.136 (8) |
| 5 | A.RINS | 24.153 | P.ESPARGARO | 14.209 | J.MILLER | 28.939 | S.BRADL | 29.584 | 5 | M.VIÑALES | 1'36.979 | 1'37.083 (6) |
| 6 | M.VIÑALES | 24.156 | B.BINDER | 14.227 | A.ESPARGARO | 28.946 | F.BAGNAIA | 29.612 | 6 | T.NAKAGAMI | 1'36.985 | 1'36.985 (1) |
| 7 | M.MARQUEZ | 24.162 | M.VIÑALES | 14.240 | A.RINS | 28.996 | B.BINDER | 29.622 | 7 | J.MIR | 1'37.000 | 1'37.036 (4) |
| 8 | J.MIR | 24.170 | M.OLIVEIRA | 14.240 | S.BRADL | 29.030 | J.ZARCO | 29.630 | 8 | S.BRADL | 1'37.026 | 1'37.026 (3) |
| 9 | A.ESPARGARO | 24.175 | J.MIR | 14.241 | J.ZARCO | 29.045 | F.QUARTARARO | 29.649 | 9 | J.ZARCO | 1'37.049 | 1'37.157 (9) |
| 10 | J.MILLER | 24.187 | T.NAKAGAMI | 14.251 | B.BINDER | 29.048 | J.MILLER | 29.679 | 10 | J.MILLER | 1'37.061 | 1'37.188 (11) |
| 11 | J.ZARCO | 24.212 | E.BASTIANINI | 14.256 | F.BAGNAIA | 29.051 | J.MIR | 29.687 | 11 | B.BINDER | 1'37.109 | 1'37.360 (13) |
| 12 | B.BINDER | 24.212 | J.MILLER | 14.256 | M.VIÑALES | 29.083 | E.BASTIANINI | 29.692 | 12 | A.RINS | 1'37.117 | 1'37.178 (10) |
| 13 | M.OLIVEIRA | 24.212 | A.ESPARGARO | 14.259 | T.NAKAGAMI | 29.095 | A.RINS | 29.693 | 13 | M.MARQUEZ | 1'37.266 | 1'37.354 (12) |
| 14 | S.BRADL | 24.249 | F.BAGNAIA | 14.271 | P.ESPARGARO | 29.137 | P.ESPARGARO | 29.727 | 14 | P.ESPARGAR | 1'37.442 | 1'37.753 (17) |
| 15 | E.BASTIANINI | 24.330 | A.RINS | 14.275 | D.PETRUCCI | 29.165 | A.MARQUEZ | 29.731 | 15 | M.OLIVEIRA | 1'37.485 | 1'37.710 (16) |
| 16 | L.MARINI | 24.338 | A.MARQUEZ | 14.327 | L.SAVADORI | 29.173 | L.MARINI | 29.737 | 16 | A.MARQUEZ | 1'37.599 | 1'37.642 (14) |
| 17 | A.MARQUEZ | 24.345 | L.MARINI | 14.342 | A.MARQUEZ | 29.196 | V.ROSSI | 29.778 | 17 | V.ROSSI | 1'37.703 | 1'37.704 (15) |
| 18 | L.SAVADORI | 24.362 | V.ROSSI | 14.344 | V.ROSSI | 29.210 | M.OLIVEIRA | 29.804 | 18 | E.BASTIANINI | 1'37.709 | 1'37.913 (20) |
| 19 | P.ESPARGARO | 24.369 | D.PETRUCCI | 14.345 | M.OLIVEIRA | 29.229 | M.MARQUEZ | 29.826 | 19 | L.MARINI | 1'37.739 | 1'37.771 (18) |
| 20 | V.ROSSI | 24.371 | L.SAVADORI | 14.349 | I.LECUONA | 29.304 | L.SAVADORI | 29.889 | 20 | L.SAVADORI | 1'37.773 | 1'37.814 (19) |
| 21 | D.PETRUCCI | 24.376 | M.MARQUEZ | 14.352 | L.MARINI | 29.322 | T.RABAT | 29.948 | 21 | D.PETRUCCI | 1'37.934 | 1'37.934 (21) |
| 22 | I.LECUONA | 24.549 | I.LECUONA | 14.409 | E.BASTIANINI | 29.431 | D.PETRUCCI | 30.048 | 22 | I.LECUONA | 1'38.378 | 1'38.501 (23) |
| 23 | T.RABAT | 24.563 | T.RABAT | 14.418 | T.RABAT | 29.484 | I.LECUONA | 30.116 | 23 | T.RABAT | 1'38.413 | 1'38.413 (22) |

These data/results cannot be reproduced, stored and/or transmitted in whole or in part by any manner of electronic, mechanical, photocopying, recording, broadcasting or otherwise now known or herein after developed without the previous express consent by the copyright owner, except for reproduction in daily press and regular printed publications on sale to the public within 60 days of the event related to those data/results and always provided that copyright symbol appears together as follows below.
© DORNA, 2021

Official MotoGP Timing by  TISSOT
www.motogp.com






4423 m.

GRAN PREMIO RED BULL DE ESPAÑA

Free Practice Nr. 3

Fastest Laps Sequence

| <i>Practice Time</i> |  <i>Rider</i> | <i>Nation</i> | <i>Motorcycle</i> | <i>Time</i> | <i>Km/h</i> | <i>Rider's Lap</i> |
|----------------------|--|---------------|-------------------|-----------------|-------------|--------------------|
| 3'28.525 | 12 Maverick VIÑALES | SPA | YAMAHA | 1'38.712 | 161.3 | 2 |
| 5'06.414 | 12 Maverick VIÑALES | SPA | YAMAHA | 1'37.889 | 162.6 | 3 |
| 6'44.024 | 12 Maverick VIÑALES | SPA | YAMAHA | 1'37.610 | 163.1 | 4 |
| 7'18.690 | 41 Aleix ESPARGARO | SPA | APRILIA | 1'37.492 | 163.3 | 4 |
| 24'26.013 | 21 Franco MORBIDELLI | ITA | YAMAHA | 1'37.220 | 163.7 | 12 |
| 29'59.357 | 20 Fabio QUARTARARO | FRA | YAMAHA | 1'37.010 | 164.1 | 12 |
| 42'18.916 | 30 Takaaki NAKAGAMI | JPN | HONDA | 1'36.985 | 164.1 | 17 |

These data/results cannot be reproduced, stored and/or transmitted in whole or in part by any manner of electronic, mechanical, photocopying, recording, broadcasting or otherwise now known or herein after developed without the previous express consent by the copyright owner, except for reproduction in daily press and regular printed publications on sale to the public within 60 days of the event related to those data/results and always provided that copyright symbol appears together as follows below.

© DORNA, 2021

Official MotoGP Timing by **TISSOT**
www.motogp.com

Jerez de la Frontera, Saturday, May 01, 2021

